

## Flash Eurobarometer 519

# Perceived independence of the national justice systems in the EU among the general public



Spain

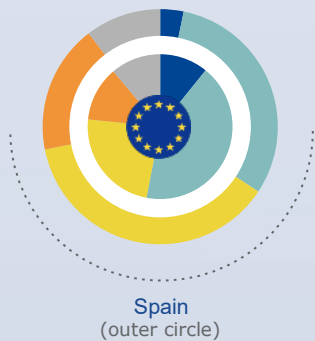
Interviews: EU27 – 25 876 | ES – 1 003 (Fieldwork: 16.1 - 23.1.2023)

Methodology

## Perceived independence of courts and judges among the general public

q1

From what you know, how would you rate the justice system in Spain in terms of the independence of courts and judges? Would you say it is very good, fairly good, fairly bad or very bad? (%)



	EU 27	Spain
Very good	11	3
Fairly good	42	31
Fairly bad	24	38
Very bad	12	18
Don't know/No Answer	11	10

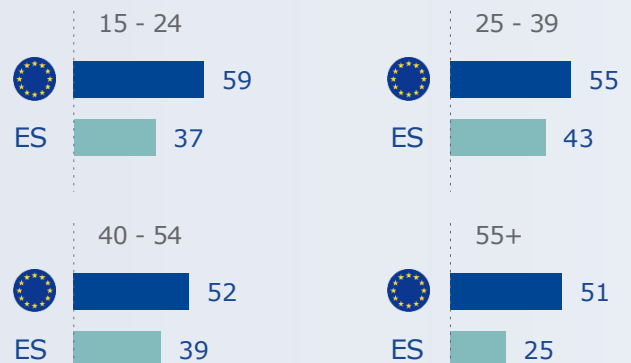
- Very good
- Fairly good
- Fairly bad
- Very bad
- Don't know/No Answer

### Socio-demographic breakdown % Total "Good"

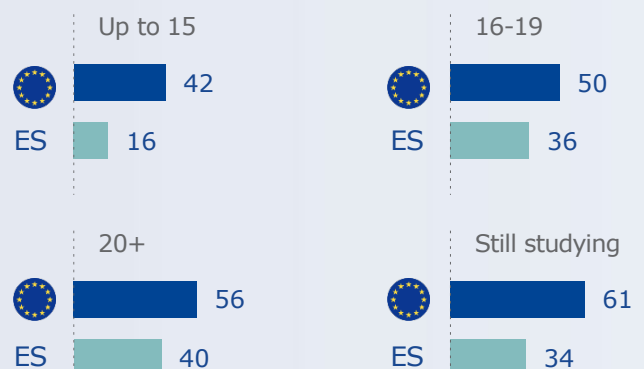
#### Gender



#### Age



#### Education



#### Involvement in a court dispute

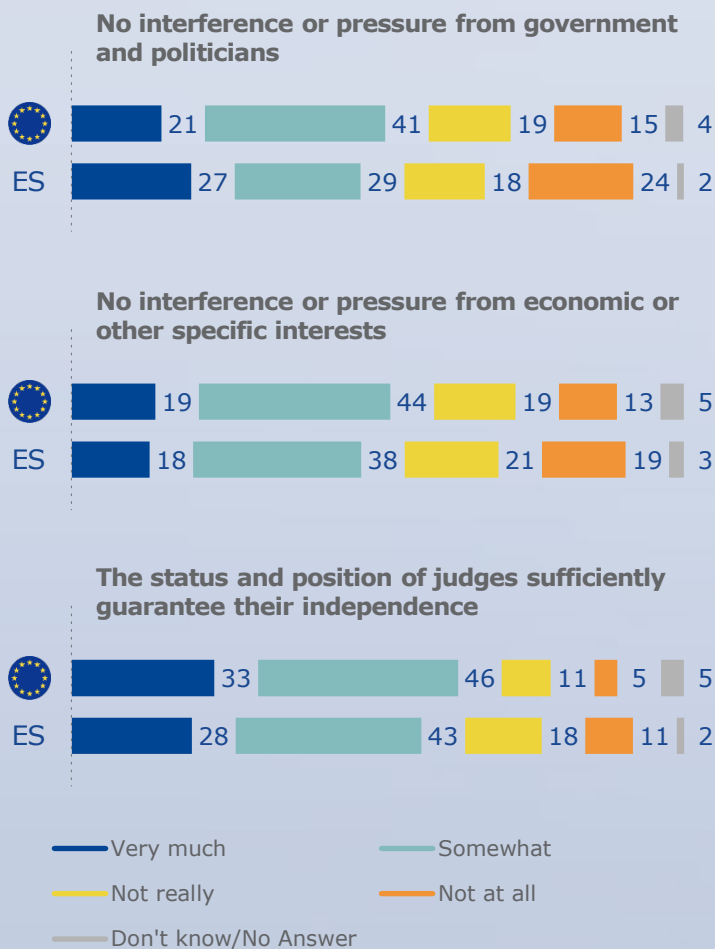


## Main reasons among the general public for the perceived independence of courts and judges: positive assessments

q2b

Could you tell me to what extent each of the following reasons explains your rating of the independence of the justice system in Spain: (%)

Base: those rating the independence of their national justice system as good



## Main reasons among the general public for the perceived lack of independence of courts and judges: negative assessments

q2a

Could you tell me to what extent each of the following reasons explains your rating of the independence of the justice system in Spain: (%)

Base: those rating the independence of their national justice system as bad

